

MANAGING AND PROCESSING LARGE DATASETS

Christian Kaestner

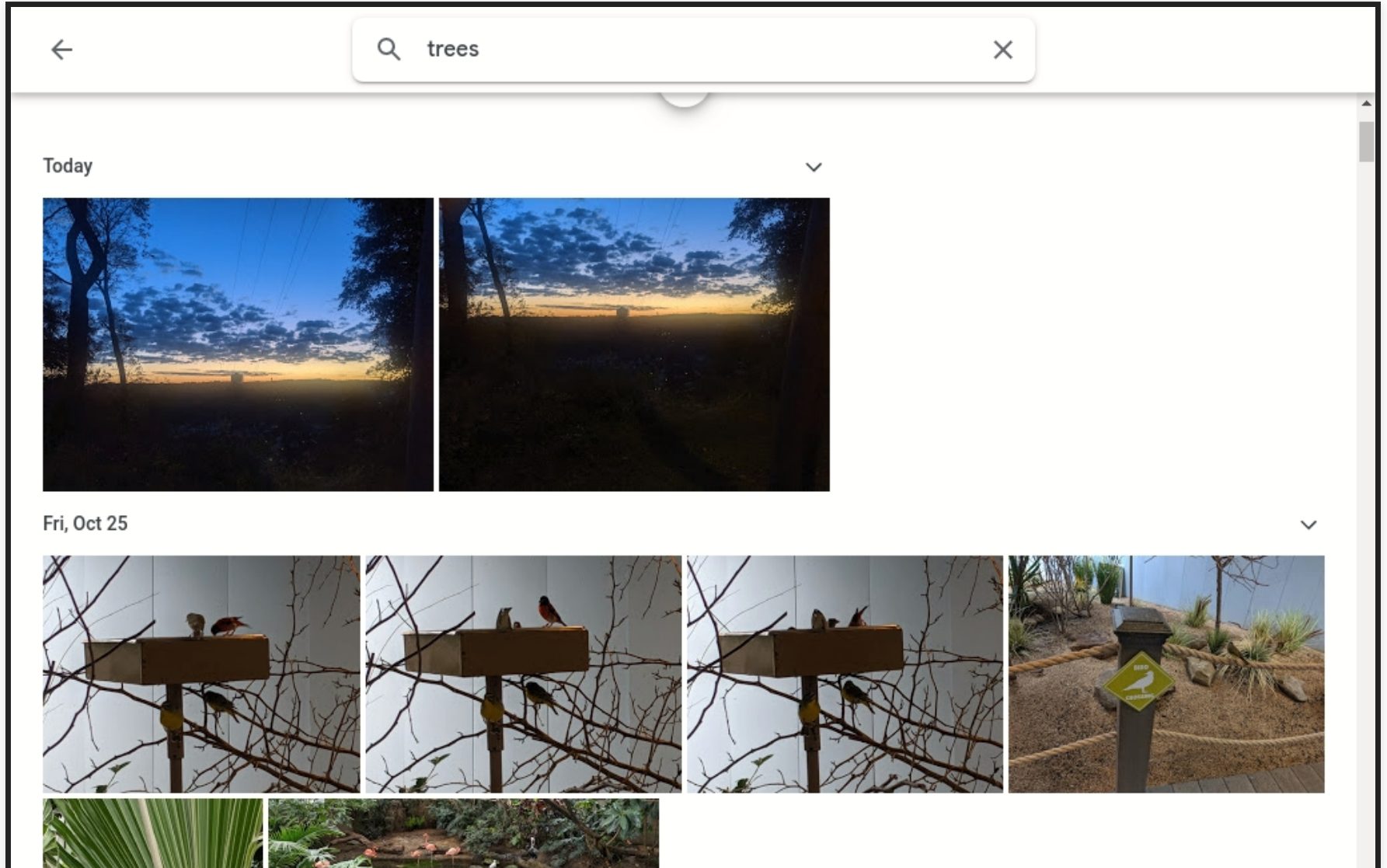
Required watching: Molham Aref. [Business Systems with Machine Learning](#). Guest lecture, 2020.

Suggested reading: Martin Kleppmann. [Designing Data-Intensive Applications](#). O'Reilly. 2017.

LEARNING GOALS

- Organize different data management solutions and their tradeoffs
- Understand the scalability challenges involved in large-scale machine learning and specifically deep learning
- Explain the tradeoffs between batch processing and stream processing and the lambda architecture
- Recommend and justify a design and corresponding technologies for a given system

CASE STUDY






Speaker notes

- Discuss possible architecture and when to predict (and update)
- in may 2017: 500M users, uploading 1.2billion photos per day (14k/sec)
- in Jun 2019 1 billion users

"ZOOM ADDING CAPACITY"



DATA MANAGEMENT AND PROCESSING IN ML- ENABLED SYSTEMS

KINDS OF DATA

- Training data
- Input data
- Telemetry data
- (Models)

all potentially with huge total volumes and high throughput

need strategies for storage and processing

DATA MANAGEMENT AND PROCESSING IN ML-ENABLED SYSTEMS

- Store, clean, and update training data
- Learning process reads training data, writes model
- Prediction task (inference) on demand or precomputed
- Individual requests (low/high volume) or large datasets?

- Often both learning and inference data heavy, high volume tasks

SCALING COMPUTATIONS

Efficient Algorithms

Faster Machines

More Machines

DISTRIBUTED X

- Distributed data cleaning
- Distributed feature extraction
- Distributed learning
- Distributed large prediction tasks
- Incremental predictions
- Distributed logging and telemetry

RELIABILITY AND SCALABILITY CHALLENGES IN AI-ENABLED SYSTEMS?



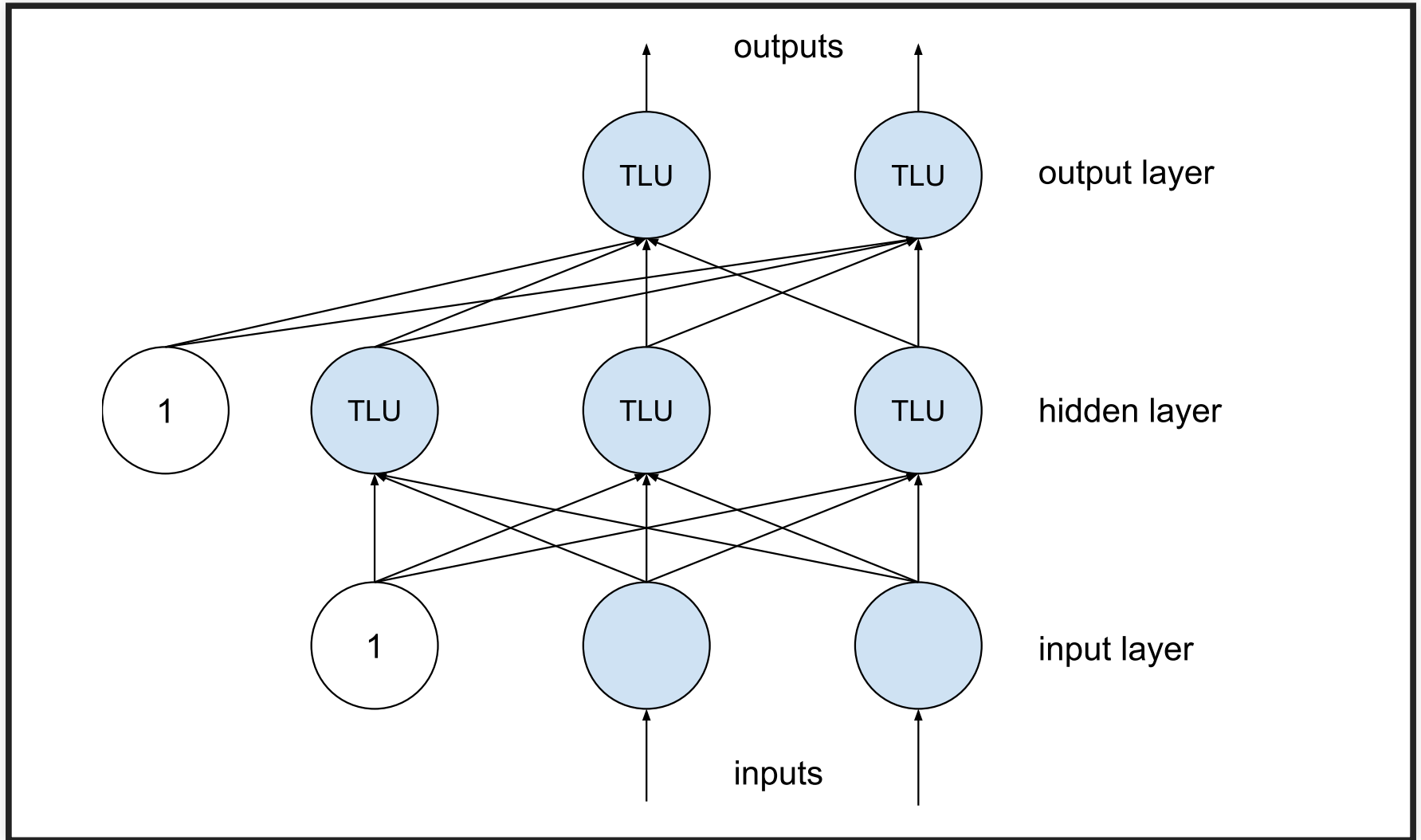
DISTRIBUTED SYSTEMS AND AI-ENABLED SYSTEMS

- Learning tasks can take substantial resources
- Datasets too large to fit on single machine
- Nontrivial inference time, many many users
- Large amounts of telemetry
- Experimentation at scale
- Models in safety critical parts
- Mobile computing, edge computing, cyber-physical systems

EXCURSION: DISTRIBUTED DEEP LEARNING WITH THE PARAMETER SERVER ARCHITECTURE

Li, Mu, et al. "[Scaling distributed machine learning with the parameter server.](#)" OSDI, 2014.

RECALL: BACKPROPAGATION

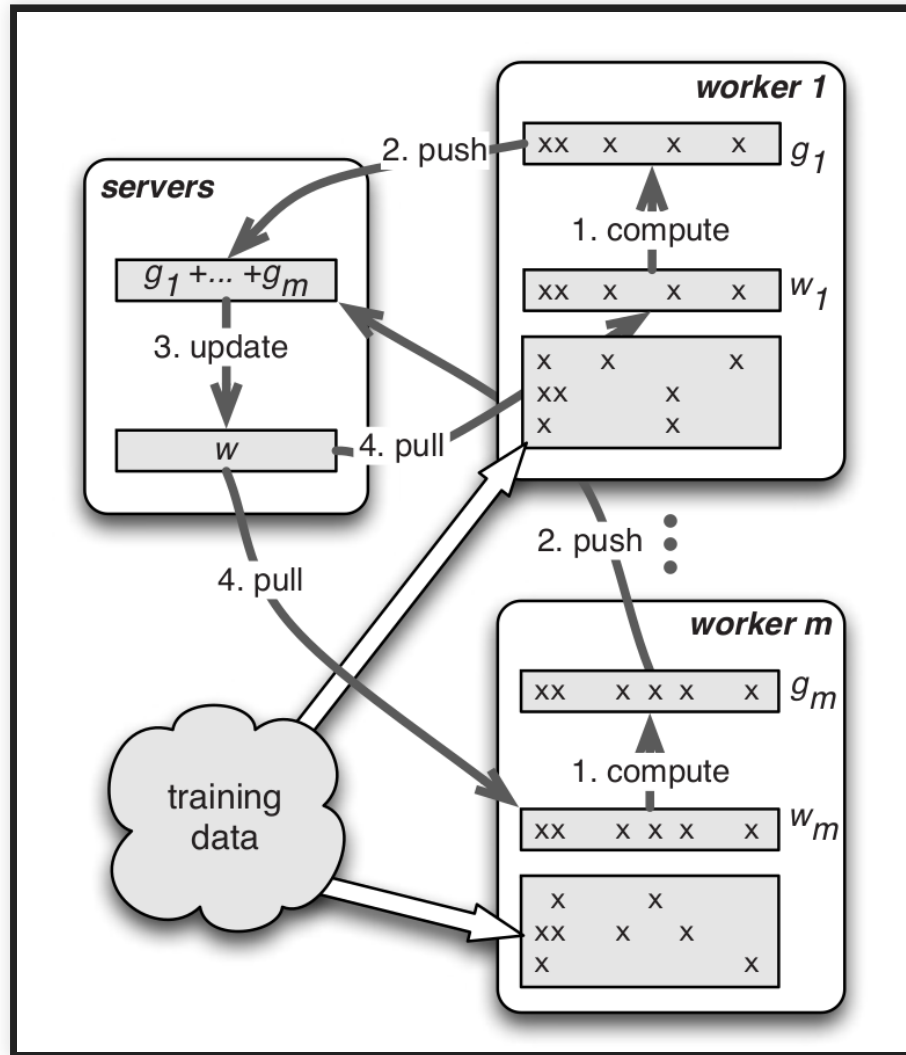


TRAINING AT SCALE IS CHALLENGING

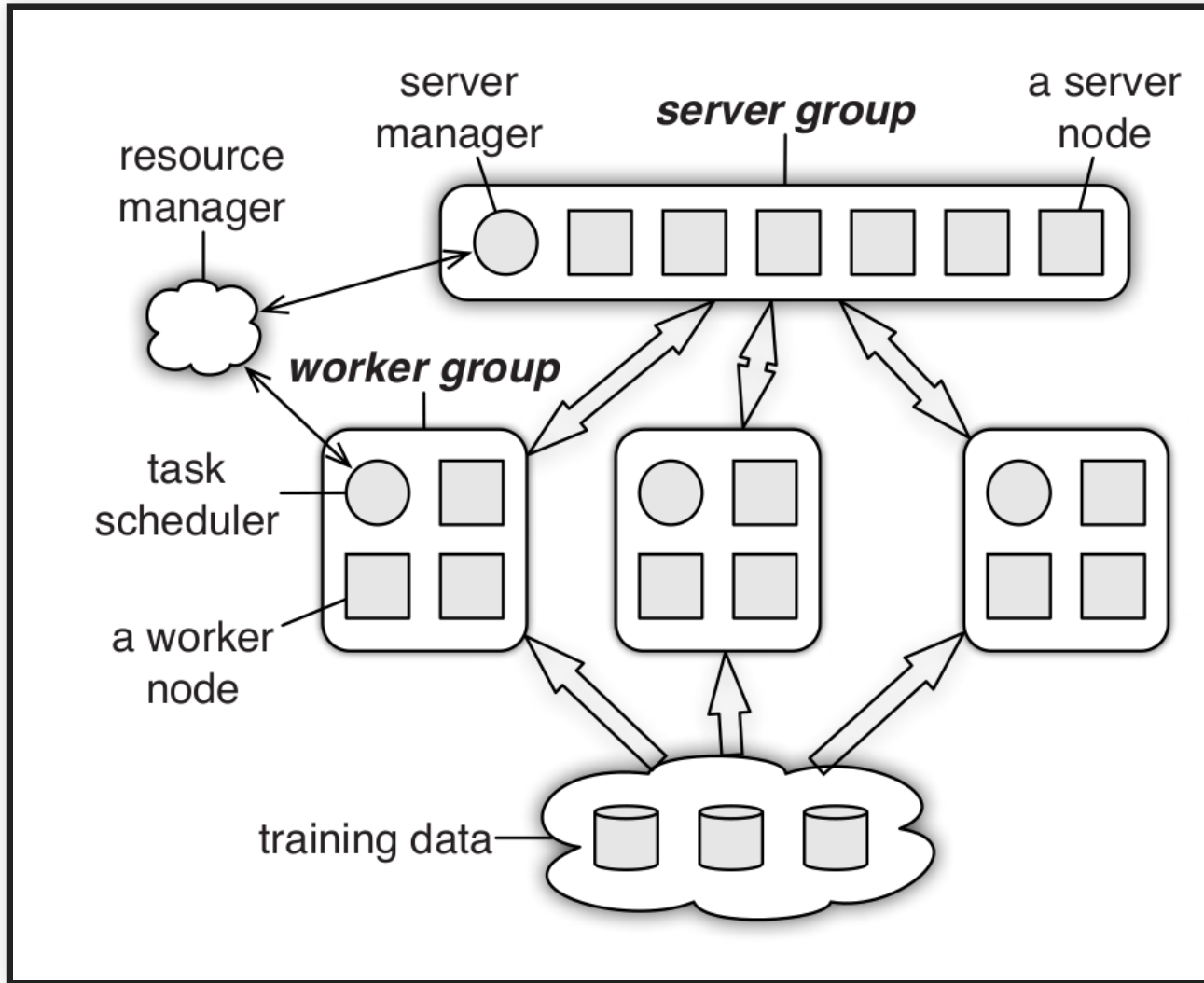
- 2012 at Google: 1TB-1PB of training data, $10^9 - 10^{12}$ parameters
- Need distributed training; learning is often a sequential problem
- Just exchanging model parameters requires substantial network bandwidth
- Fault tolerance essential (like batch processing), add/remove nodes
- Tradeoff between convergence rate and system efficiency

Li, Mu, et al. "[Scaling distributed machine learning with the parameter server.](#)" OSDI, 2014.

DISTRIBUTED GRADIENT DESCENT



PARAMETER SERVER ARCHITECTURE



Speaker notes

Multiple parameter servers that each only contain a subset of the parameters, and multiple workers that each require only a subset of each

Ship only relevant subsets of mathematical vectors and matrices, batch communication

Resolve conflicts when multiple updates need to be integrated (sequential, eventually, bounded delay)

Run more than one learning algorithm simultaneously

SYSML CONFERENCE

Increasing interest in the systems aspects of machine learning

e.g., building large scale and robust learning infrastructure

<https://mlsys.org/>

DATA STORAGE BASICS

- Relational vs document storage
- 1:n and n:m relations
- Storage and retrieval, indexes
- Query languages and optimization

RELATIONAL DATA MODELS

user_id	Name	Email	dpt
1	Christian	kaestner@cs.	1
2	Eunsuk	eskang@cmu.	1
2	Tom	...	2

dpt_id	Name	Address
1	ISR	...
2	CSD	...

```
select d.name from user u, dpt d where u.dpt=d.dpt_id
```

DOCUMENT DATA MODELS

```
{  
  "id": 1,  
  "name": "Christian",  
  "email": "kaestner@cs.",  
  "dpt": [  
    {"name": "ISR", "address": "..."}  
  ],  
  "other": { ... }  
}
```

```
db.getCollection('users').find({"name": "Christian"})
```

LOG FILES, UNSTRUCTURED DATA

```
2020-06-25T13:44:14,601844,GET /data/m/goyas+ghosts+2006/17.mpg
2020-06-25T13:44:14,935791,GET /data/m/the+big+circus+1959/68.mp
2020-06-25T13:44:14,557605,GET /data/m/elvis+meets+nixon+1997/17
2020-06-25T13:44:14,140291,GET /data/m/the+house+of+the+spirits+
2020-06-25T13:44:14,425781,GET /data/m/the+theory+of+everything+
2020-06-25T13:44:14,773178,GET /data/m/toy+story+2+1999/59.mpg
2020-06-25T13:44:14,901758,GET /data/m/ignition+2002/14.mpg
2020-06-25T13:44:14,911008,GET /data/m/toy+story+3+2010/46.mpg
```


TRADEOFFS



DATA ENCODING

- Plain text (csv, logs)
- Semi-structured, schema-free (JSON, XML)
- Schema-based encoding (relational, Avro, ...)
- Compact encodings (protobuf, ...)

DISTRIBUTED DATA STORAGE

REPLICATION VS PARTITIONING

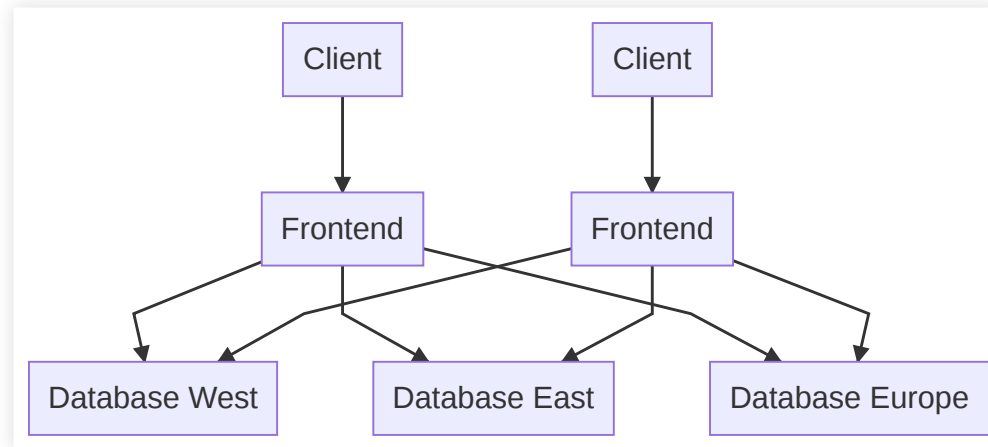


PARTITIONING

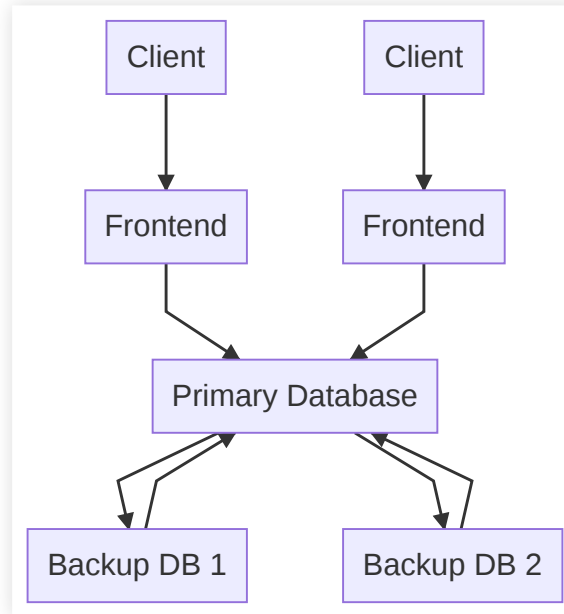
Divide data:

- Horizontal partitioning: Different rows in different tables; e.g., movies by decade, hashing often used
- Vertical partitioning: Different columns in different tables; e.g., movie title vs. all actors

Tradeoffs?



REPLICATION STRATEGIES: LEADERS AND FOLLOWERS



REPLICATION STRATEGIES: LEADERS AND FOLLOWERS

- Write to leader
 - propagated synchronously or async.
- Read from any follower
- Elect new leader on leader outage; catchup on follower outage
- Built in model of many databases (MySQL, MongoDB, ...)

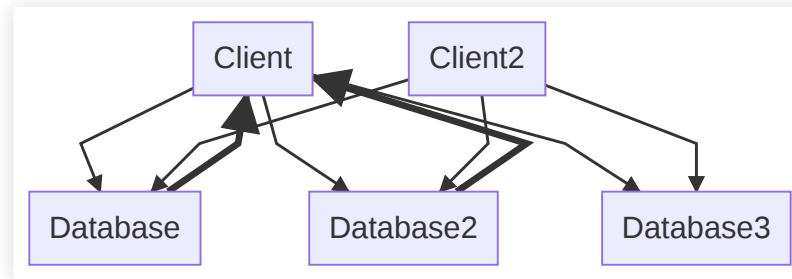
Benefits and Drawbacks?

MULTI-LEADER REPLICATION

- Scale write access, add redundancy
- Requires coordination among leaders
 - Resolution of write conflicts
- Offline leaders (e.g. apps), collaborative editing

LEADERLESS REPLICATION

- Client writes to all replica
- Read from multiple replica (quorum required)
 - Repair on reads, background repair process
- Versioning of entries (clock problem)
- e.g. Amazon Dynamo, Cassandra, Voldemort



TRANSACTIONS

- Multiple operations conducted as one, all or nothing
- Avoids problems such as
 - dirty reads
 - dirty writes
- Various strategies, including locking and optimistic+rollback
- Overhead in distributed setting

DATA PROCESSING (OVERVIEW)

- Services (online)
 - Responding to client requests as they come in
 - Evaluate: Response time
- Batch processing (offline)
 - Computations run on large amounts of data
 - Takes minutes to days
 - Typically scheduled periodically
 - Evaluate: Throughput
- Stream processing (near real time)
 - Processes input events, not responding to requests
 - Shortly after events are issued

BATCH PROCESSING

LARGE JOBS

- Analyzing TB of data, typically distributed storage
- Filtering, sorting, aggregating
- Producing reports, models, ...

```
cat /var/log/nginx/access.log |  
  awk '{print $7}' |  
  sort |  
  uniq -c |  
  sort -r -n |  
  head -n 5
```

DISTRIBUTED BATCH PROCESSING

- Process data locally at storage
- Aggregate results as needed
- Separate plumbing from job logic

MapReduce as common framework

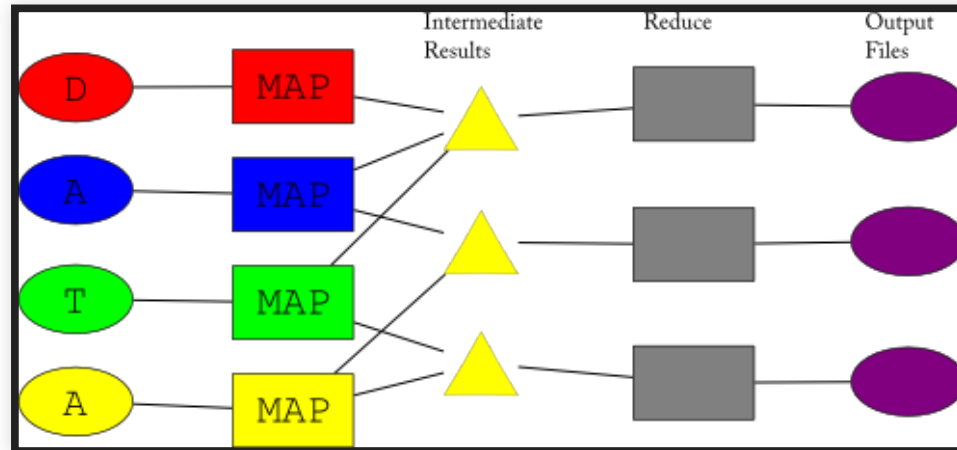


Image Source: Ville Tuulos (CC BY-SA 3.0)

MAPREDUCE -- FUNCTIONAL PROGRAMMING STYLE

- Similar to shell commands: Immutable inputs, new outputs, avoid side effects
- Jobs can be repeated (e.g., on crashes)
- Easy rollback
- Multiple jobs in parallel (e.g., experimentation)

MACHINE LEARNING AND MAPREDUCE



Speaker notes

Useful for big learning jobs, but also for feature extraction

DATAFLOW ENGINES (SPARK, TEZ, FLINK, ...)

- Single job, rather than subjobs
- More flexible than just map and reduce
- Multiple stages with explicit dataflow between them
- Often in-memory data
- Plumbing and distribution logic separated

KEY DESIGN PRINCIPLE: DATA LOCALITY

*Moving Computation is Cheaper than Moving Data --
[Hadoop Documentation](#)*

- Data often large and distributed, code small
- Avoid transferring large amounts of data
- Perform computation where data is stored (distributed)
- Transfer only results as needed

- "The map reduce way"

STREAM PROCESSING

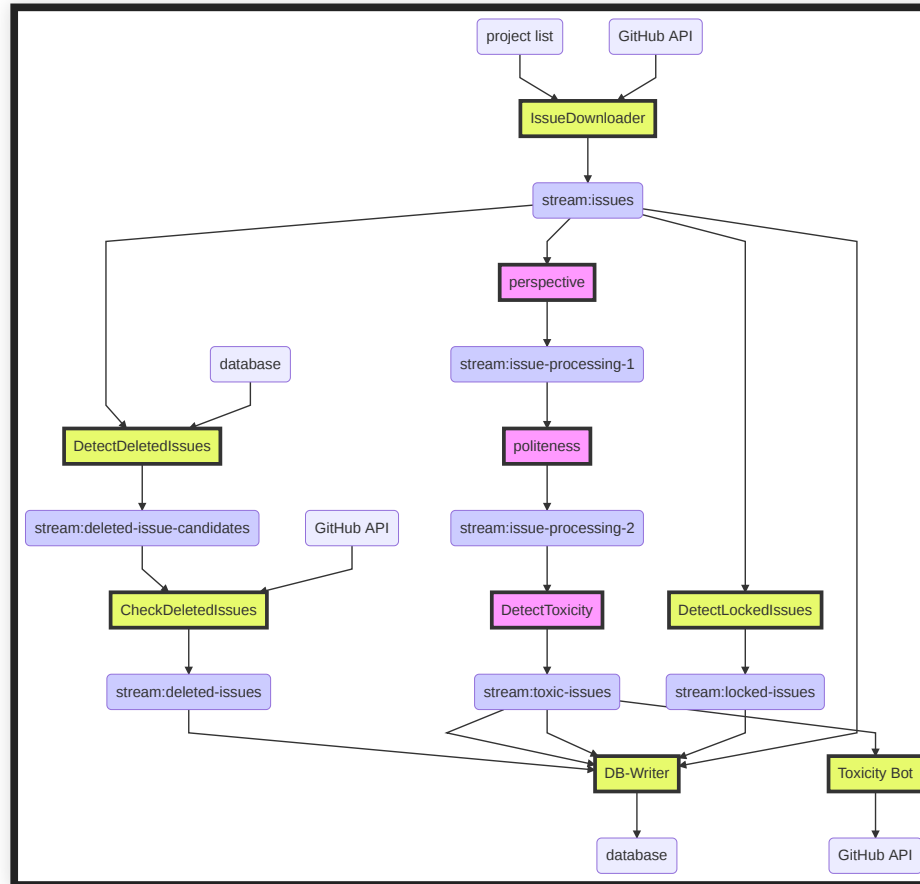
- Event-based systems, message passing style, publish subscribe

MESSAGING SYSTEMS

- Multiple producers send messages to topic
- Multiple consumers can read messages
- Decoupling of producers and consumers
- Message buffering if producers faster than consumers
- Typically some persistency to recover from failures
- Messages removed after consumption or after timeout
- With or without central broker
- Various error handling strategies (acknowledgements, redelivery, ...)

COMMON DESIGNS

Like shell programs: Read from stream, produce output in other stream. Loose coupling



STREAM QUERIES

- Processing one event at a time independently
- vs incremental analysis over all messages up to that point
- vs floating window analysis across recent messages
- Works well with probabilistic analyses

CONSUMERS

- Multiple consumers share topic for scaling and load balancing
- Multiple consumers read same message for different work
- Partitioning possible

DESIGN QUESTIONS

- Message loss important? (at-least-once processing)
- Can messages be processed repeatedly (at-most-once processing)
- Is the message order important?
- Are messages still needed after they are consumed?

STREAM PROCESSING AND AI-ENABLED SYSTEMS?



Speaker notes

Process data as it arrives, prepare data for learning tasks, use models to annotate data, analytics

EVENT SOURCING

- Append only databases
- Record edit events, never mutate data
- Compute current state from all past events, can reconstruct old state
- For efficiency, take state snapshots
- Similar to traditional database logs

```
createUser(id=5, name="Christian", dpt="SCS")  
updateUser(id=5, dpt="ISR")  
deleteUser(id=5)
```

BENEFITS OF IMMUTABILITY (EVENT SOURCING)

- All history is stored, recoverable
- Versioning easy by storing id of latest record
- Can compute multiple views
- Compare *git*

On a shopping website, a customer may add an item to their cart and then remove it again. Although the second event cancels out the first event from the point of view of order fulfillment, it may be useful to know for analytics purposes that the customer was considering a particular item but then decided against it. Perhaps they will choose to buy it in the future, or perhaps they found a substitute. This information is recorded in an event log, but would be lost in a database that deletes items when they are removed from the cart.

Source: Greg Young. [CQRS and Event Sourcing](#). Code on the Beach 2014 via Martin Kleppmann. Designing Data-Intensive Applications. O'Reilly. 2017.

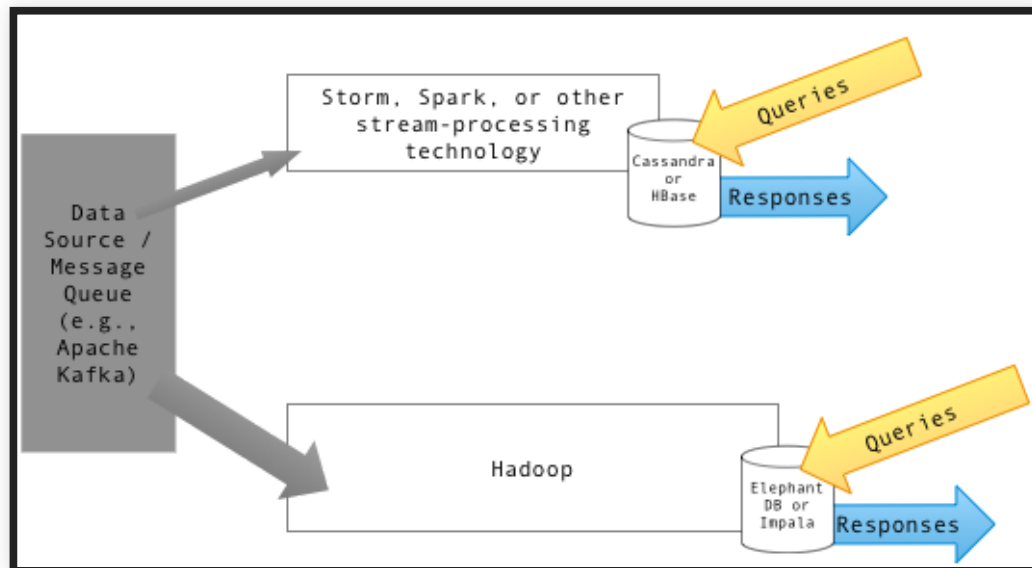
DRAWBACKS OF IMMUTABLE DATA



Speaker notes

- Storage overhead, extra complexity of deriving state
- Frequent changes may create massive data overhead
- Some sensitive data may need to be deleted (e.g., privacy, security)

THE LAMBDA ARCHITECTURE

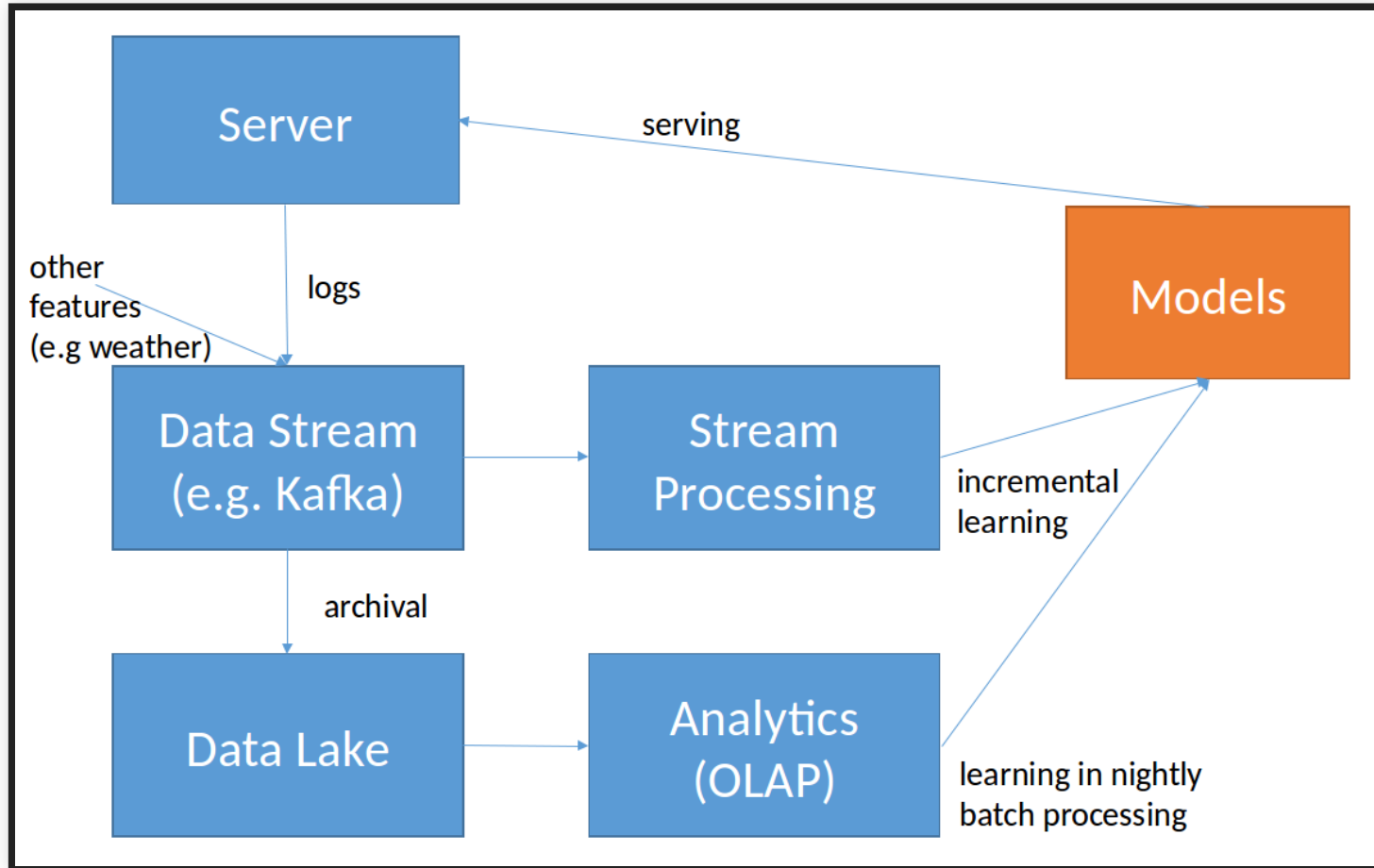


LAMBDA ARCHITECTURE: 3 LAYER STORAGE ARCHITECTURE

- Batch layer: best accuracy, all data, recompute periodically
- Speed layer: stream processing, incremental updates, possibly approximated
- Serving layer: provide results of batch and speed layers to clients

- Assumes append-only data
- Supports tasks with widely varying latency
- Balance latency, throughput and fault tolerance

LAMBDA ARCHITECTURE AND MACHINE LEARNING



- Learn accurate model in batch job
- Learn incremental model in stream processor

DATA LAKE

- Trend to store all events in raw form (no consistent schema)
- May be useful later
- Data storage is comparably cheap



REASONING ABOUT DATAFLOWS

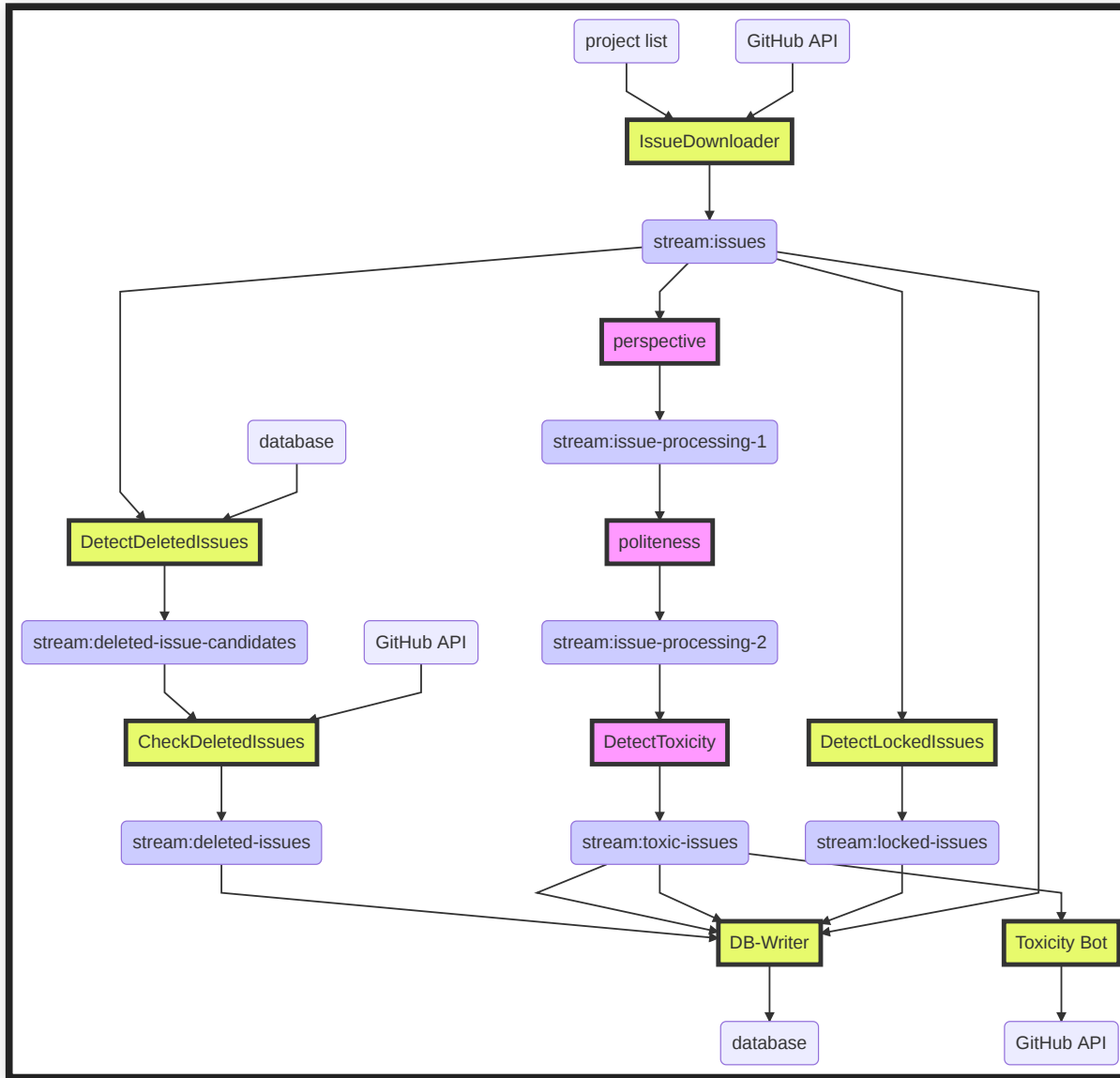
Many data sources, many outputs, many copies

Which data is derived from what other data and how?

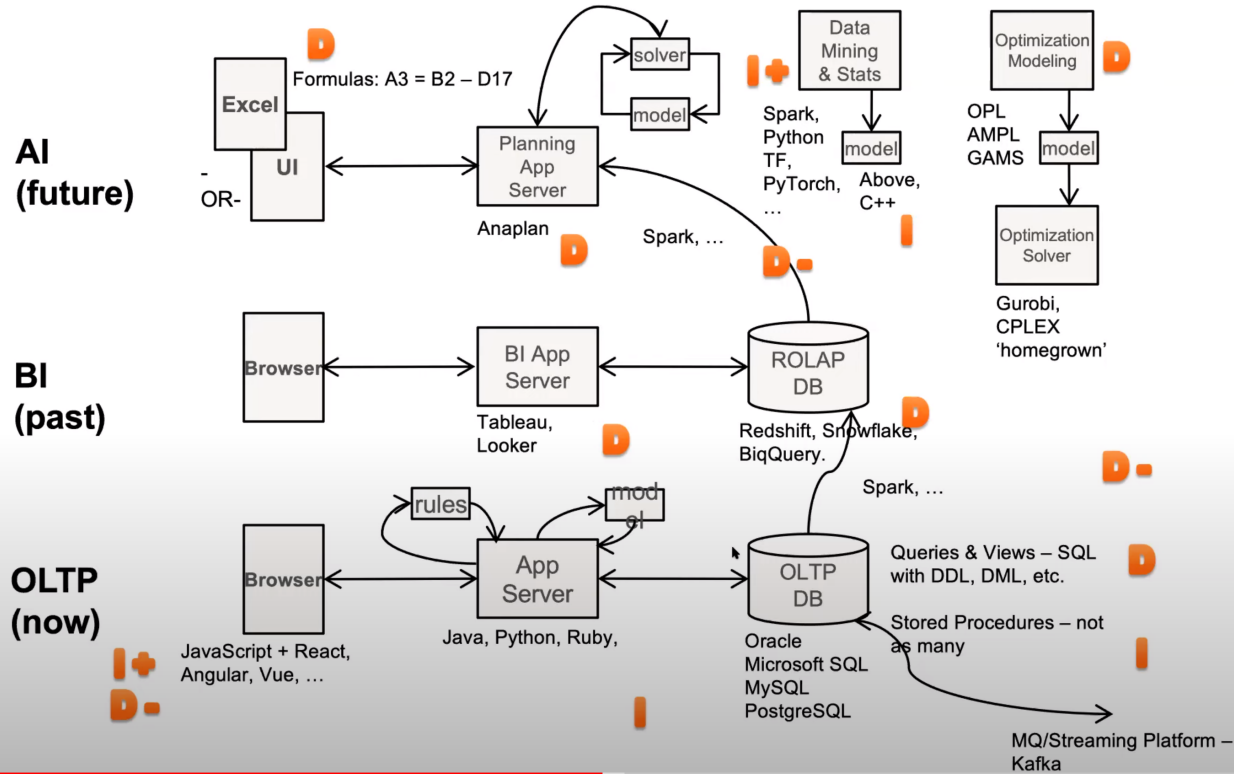
Is it reproducible? Are old versions archived?

How do you get the right data to the right place in the right format?

Plan and document data flows



Enterprise Tech Stack – Now isn't much different

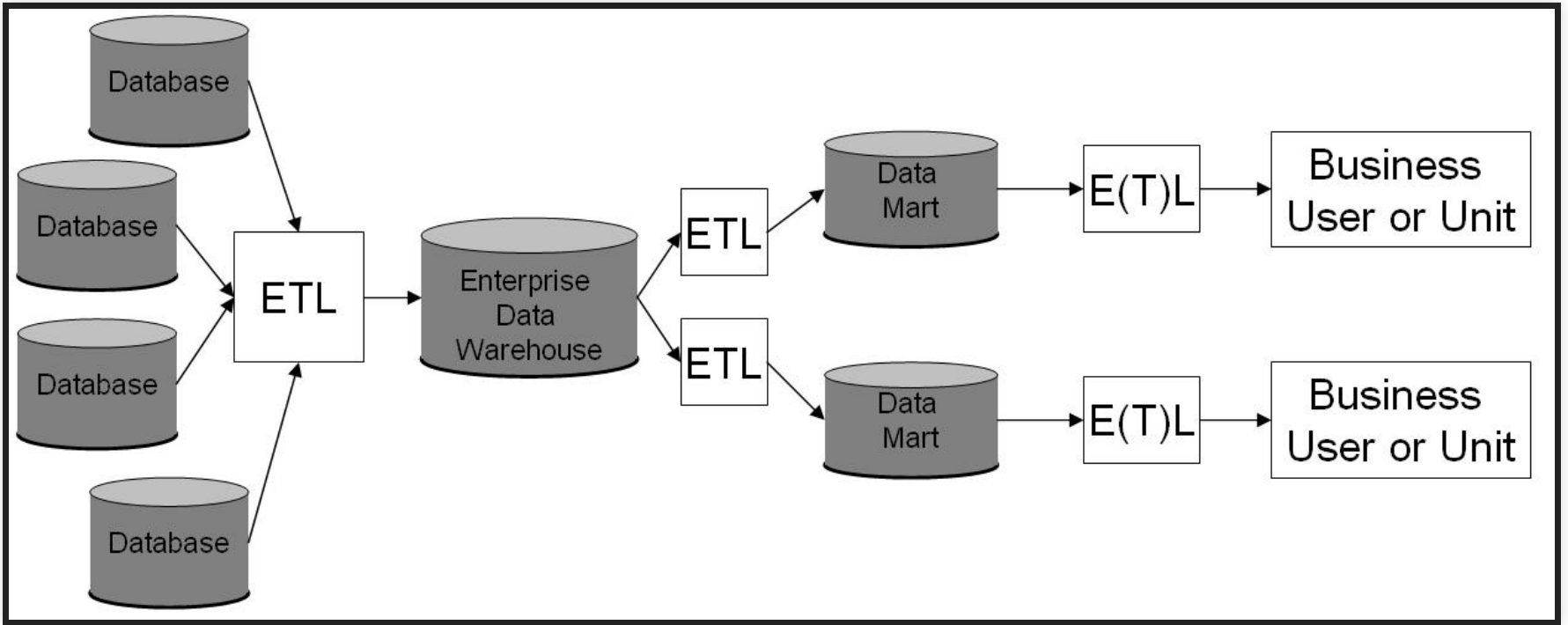


EXCURSION: ETL TOOLS

Extract, transform, load

DATA WAREHOUSING (OLAP)

- Large denormalized databases with materialized views for large scale reporting queries
- e.g. sales database, queries for sales trends by region
- Read-only except for batch updates: Data from OLTP systems loaded periodically, e.g. over night



Speaker notes

Image source: https://commons.wikimedia.org/wiki/File:Data_Warehouse_Feeding_Data_Mart.jpg

ETL: EXTRACT, TRANSFORM, LOAD

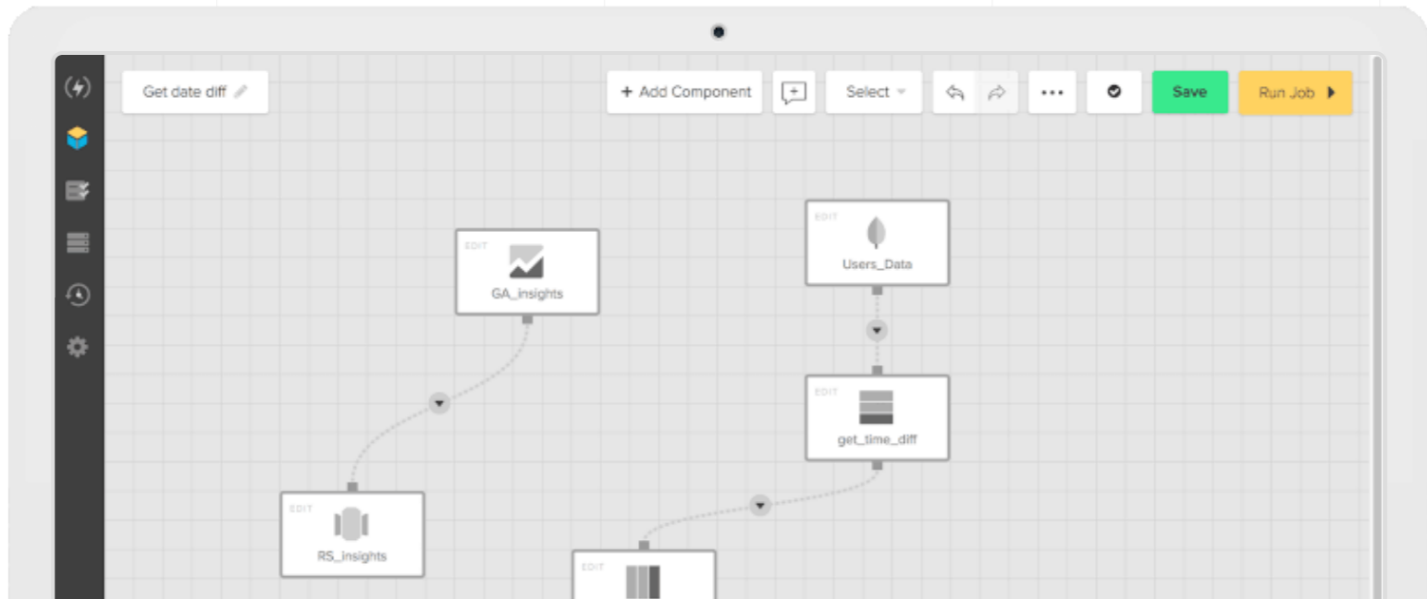
- Transfer data between data sources, often OLTP -> OLAP system
- Many tools and pipelines
 - Extract data from multiple sources (logs, JSON, databases), snapshotting
 - Transform: cleaning, (de)normalization, transcoding, sorting, joining
 - Loading in batches into database, staging
- Automation, parallelization, reporting, data quality checking, monitoring, profiling, recovery
- Often large batch processes
- Many commercial tools

Examples of tools in [several lists](#)

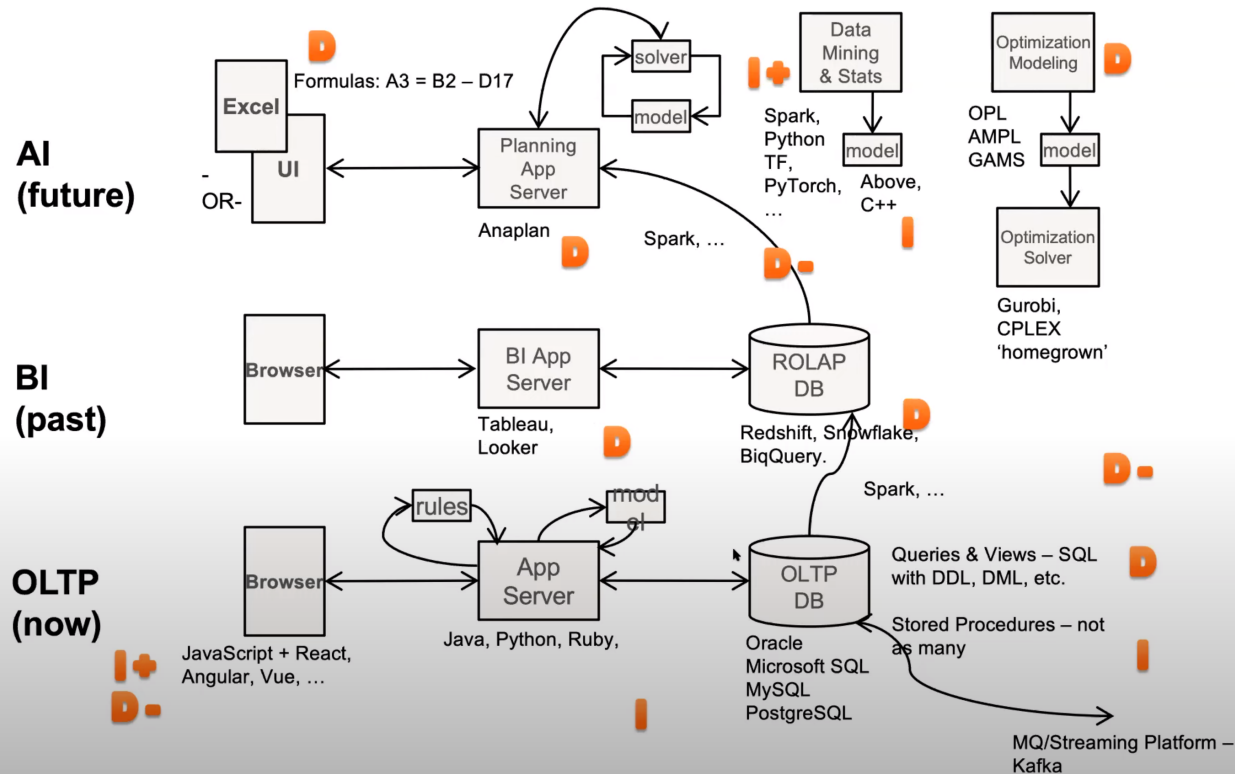
The leading data integration platform to bring all your data sources together.

Create simple, visualized data pipelines to your data warehouse or data lake.

GET STARTED



Enterprise Tech Stack – Now isn't much different



COMPLEXITY OF DISTRIBUTED SYSTEMS

A problem has been detected and windows has been shut down to prevent damage to your computer.

DRIVER_IRQL_NOT_LESS_OR_EQUAL

If this is the first time you've seen this Stop error screen, restart your computer. If this screen appears again, follow these steps:

check to make sure any new hardware or software is properly installed. If this is a new installation, ask your hardware or software manufacturer for any windows updates you might need.

If problems continue, disable or remove any newly installed hardware or software. Disable BIOS memory options such as caching or shadowing. If you need to use Safe Mode to remove or disable components, restart your computer, press F8 to select Advanced Startup Options, and then select Safe Mode.

Technical information:

*** STOP: 0x00000001 (0x0000000c,0x00000002,0x00000000,0xF86B5A89)

*** gv3.sys - Address F86B5A89 base at F86B5000, DateStamp 3dd991eb

Beginning dump of physical memory

Physical memory dump complete.

Contact your system administrator or technical support group for further assistance.

COMMON DISTRIBUTED SYSTEM ISSUES

- Systems may crash
- Messages take time
- Messages may get lost
- Messages may arrive out of order
- Messages may arrive multiple times
- Messages may get manipulated along the way
- Bandwidth limits
- Coordination overhead
- Network partition
- ...

TYPES OF FAILURE BEHAVIORS

- Fail-stop
- Other halting failures
- Communication failures
 - Send/receive omissions
 - Network partitions
 - Message corruption
- Data corruption
- Performance failures
 - High packet loss rate
 - Low throughput
 - High latency
- Byzantine failures

COMMON ASSUMPTIONS ABOUT FAILURES

- Behavior of others is fail-stop
- Network is reliable
- Network is semi-reliable but asynchronous
- Network is lossy but messages are not corrupt
- Network failures are transitive
- Failures are independent
- Local data is not corrupt
- Failures are reliably detectable
- Failures are unreliably detectable

STRATEGIES TO HANDLE FAILURES

- Timeouts, retry, backup services
 - Detect crashed machines (ping/echo, heartbeat)
 - Redundant + first/voting
 - Transactions
-
- Do lost messages matter?
 - Effect of resending message?

TEST ERROR HANDLING

- Recall: Testing with stubs
- Recall: Chaos experiments

PERFORMANCE PLANNING AND ANALYSIS

PERFORMANCE PLANNING AND ANALYSIS

- Ideally architectural planning upfront
 - Identify key components and their interactions
 - Estimate performance parameters
 - Simulate system behavior (e.g., queuing theory)
- Existing system: Analyze performance bottlenecks
 - Profiling of individual components
 - Performance testing (stress testing, load testing, etc)
 - Performance monitoring of distributed systems

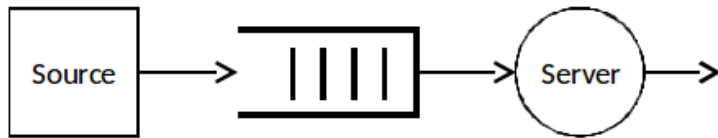
PERFORMANCE ANALYSIS

- What is the average waiting?
 - How many customers are waiting on average?
 - How long is the average service time?
 - What are the chances of one or more servers being idle?
 - What is the average utilization of the servers?
-
- Early analysis of different designs for bottlenecks
 - Capacity planning

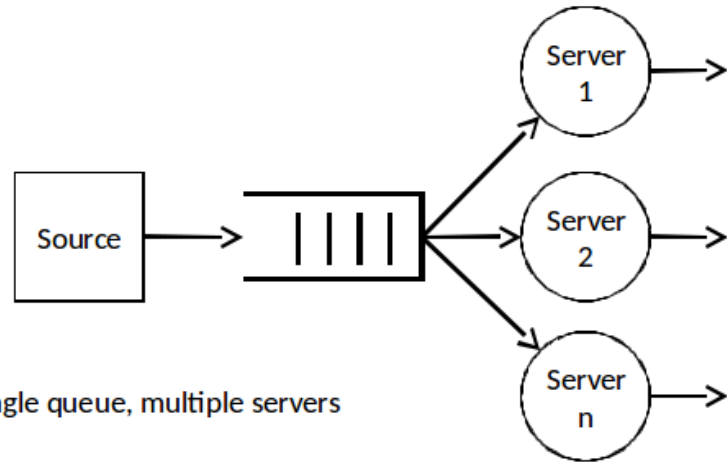
QUEUING THEORY

- Queuing theory deals with the analysis of lines where customers wait to receive a service
 - Waiting at Quiznos
 - Waiting to check-in at an airport
 - Kept on hold at a call center
 - Streaming video over the net
 - Requesting a web service
- A queue is formed when request for services outpace the ability of the server(s) to service them immediately
 - Requests arrive faster than they can be processed (unstable queue)
 - Requests do not arrive faster than they can be processed but their processing is delayed by some time (stable queue)
- Queues exist because infinite capacity is infinitely expensive and excessive capacity is excessively expensive

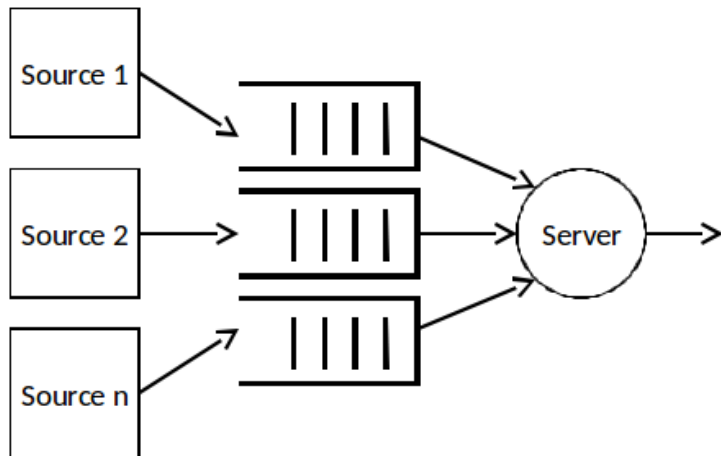
QUEUING THEORY



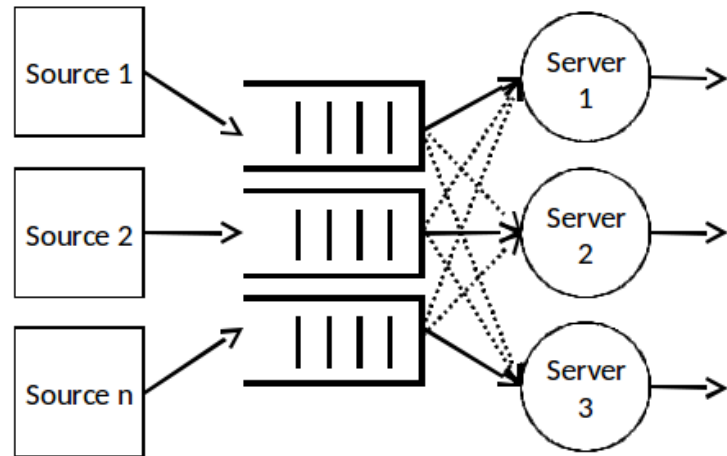
Single queue, single server



Single queue, multiple servers



Multiple queues, single server



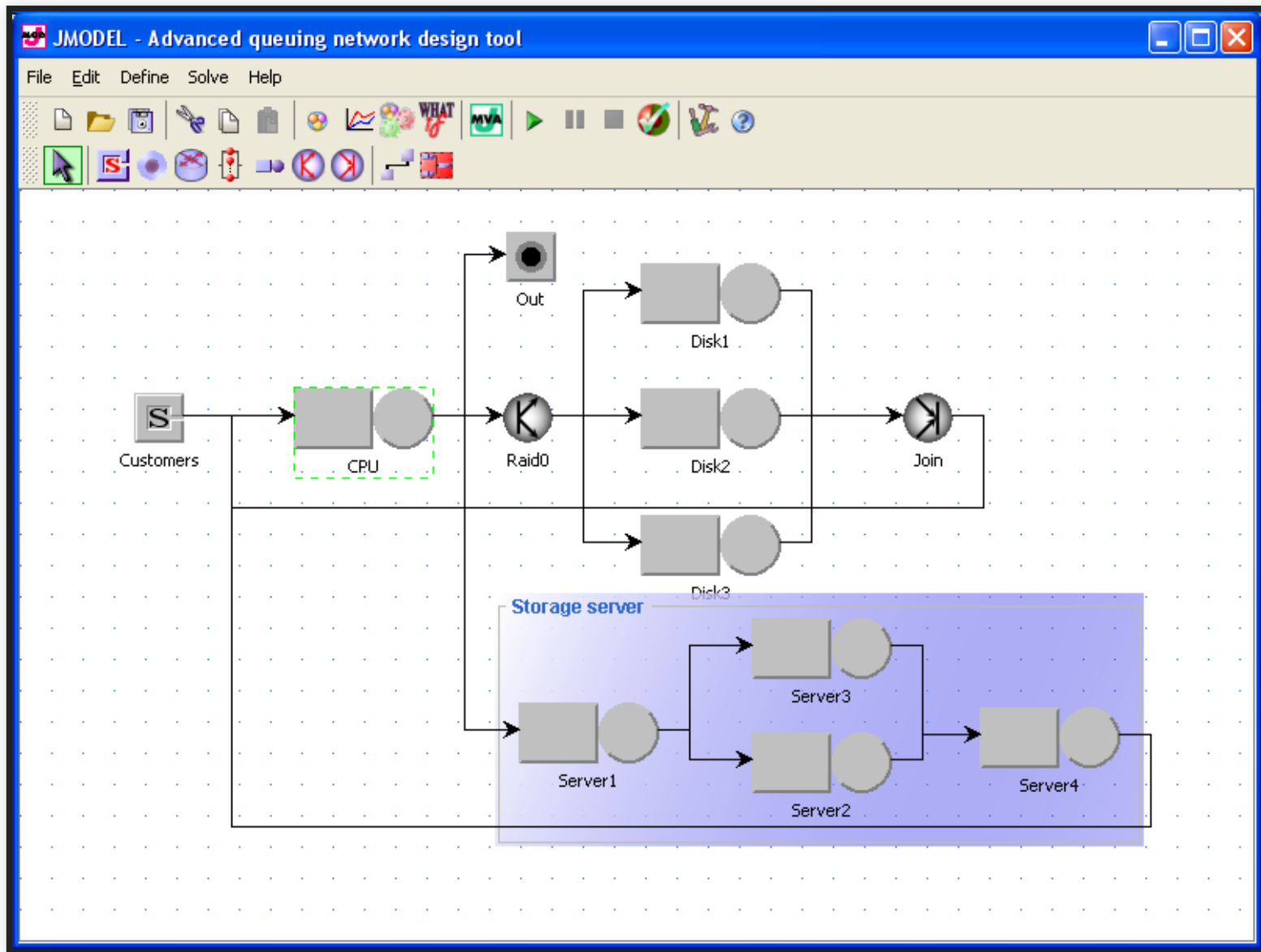
Multiple queues, multiple servers

 Primary
 Secondary

ANALYSIS STEPS (ROUGHLY)

- Identify system abstraction to analyze (typically architectural level, e.g. services, but also protocols, datastructures and components, parallel processes, networks)
- Model connections and dependencies
- Estimate latency and capacity per component (measurement and testing, prior systems, estimates, ...)
- Run simulation/analysis to gather performance curves
- Evaluate sensitivity of simulation/analysis to various parameters ('what-if questions')

SIMULATION (E.G., JMT)



PROFILING

Mostly used during development phase in single components

The screenshot shows the VisualVM 1.2 interface with the Profiler snapshot for Java2Demo (pid 4376). The Call Tree and Hot Spots tables are visible.

Call Tree - Method

Method	Time [%]	Time	Time (CPU)	Invocations
AWT-EventQueue-0	100%	21983 ...	20523 ms	1
java.awt.EventQueue.invokeAndWait()	100%	21983 ...	20523 ms	110
java.awt.EventQueue.invokeAndWait()	100%	21983 ...	20523 ms	110
java.awt.EventQueue.invokeAndWait()	100%	21983 ...	20523 ms	110
java.awt.EventQueue.invokeAndWait()	100%	21983 ...	20523 ms	110
java.awt.EventQueue.invokeAndWait()	100%	21983 ...	20523 ms	110

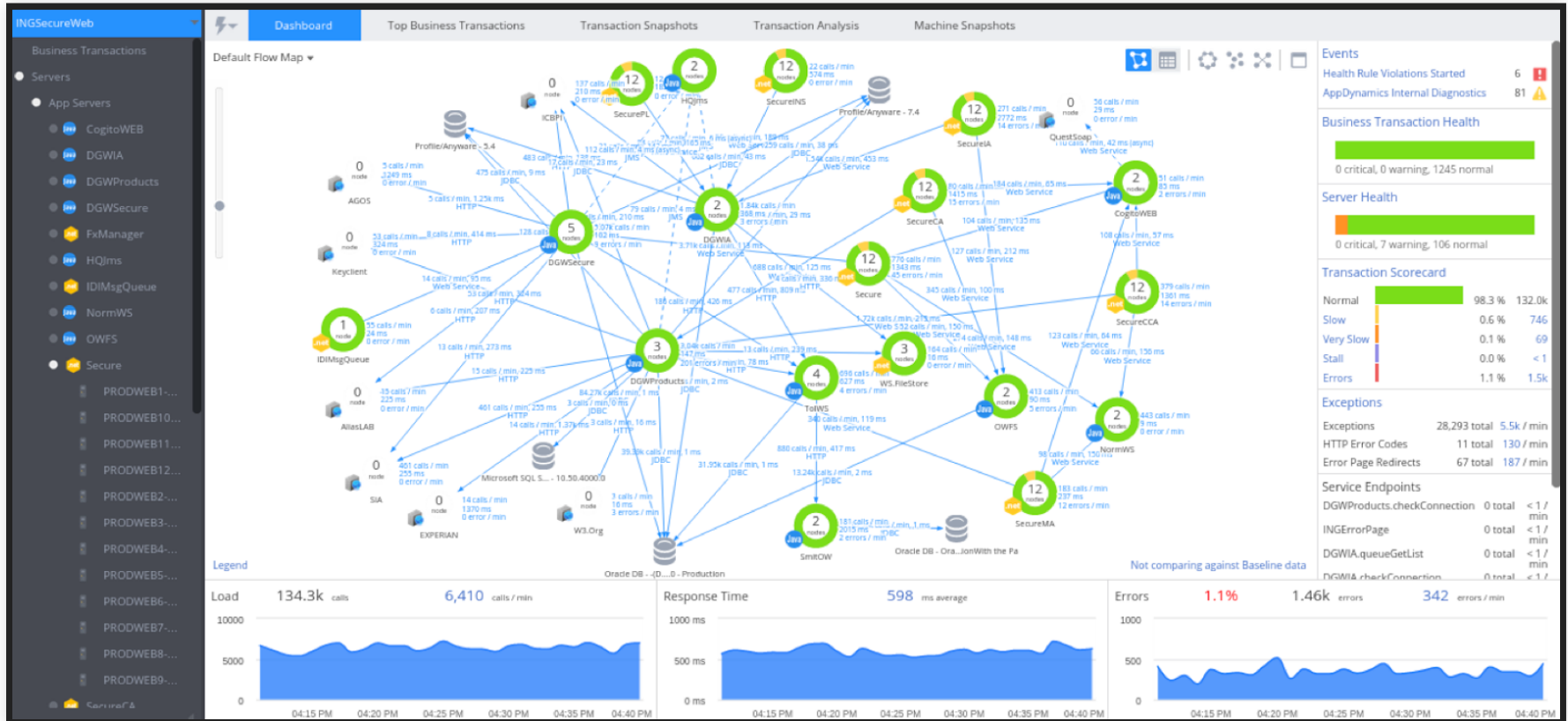
Hot Spots - Method

Method	Self time [%]	Self time	Self time (CPU)	Invocations
sun.java2d.SunGraphics2D.drawString()	77.1%	16941 ...	16793 ms	113
sun.java2d.SunGraphics2D.fill()	6.6%	1447 ms	1351 ms	16
javax.swing.JComponent.paintImmediately()	5.5%	1218 ms	97.8 ms	109
sun.java2d.SunGraphics2D.draw()	3.1%	690 ms	690 ms	7
java.awt.font.TextLayout.<init>()	1.8%	404 ms	404 ms	4
java.awt.font.TextLayout.draw()	1.8%	404 ms	404 ms	4

PERFORMANCE TESTING

- Load testing: Assure handling of maximum expected load
 - Scalability testing: Test with increasing load
 - Soak/spike testing: Overload application for some time, observe stability
 - Stress testing: Overwhelm system resources, test graceful failure + recovery
-
- Observe (1) latency, (2) throughput, (3) resource use
 - All automateable; tools like JMeter

PERFORMANCE MONITORING OF DISTRIBUTED SYSTEMS



Source: <https://blog.appdynamics.com/tag/fiserv/>

PERFORMANCE MONITORING OF DISTRIBUTED SYSTEMS

- Instrumentation of (Service) APIs
- Load of various servers
- Typically measures: latency, traffic, errors, saturation

- Monitoring long-term trends
- Alerting
- Automated releases/rollbacks
- Canary testing and A/B testing

SUMMARY

- Large amounts of data (training, inference, telemetry, models)
- Distributed storage and computation for scalability
- Common design patterns (e.g., batch processing, stream processing, lambda architecture)
- Design considerations: mutable vs immutable data
- Distributed computing also in machine learning
- Lots of tooling for data extraction, transformation, processing
- Many challenges through distribution: failures, debugging, performance, ...

Recommended reading: Martin Kleppmann. [Designing Data-Intensive Applications](#). OReilly. 2017.

